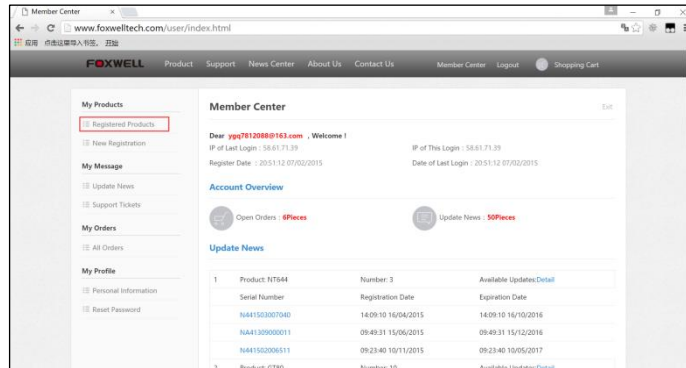


NT510 is shipped with one free software and it covers up to five vehicle makes. More software can be added anytime at extra cost. You can contact the reseller or following the steps below to buy extra software.

## Buy extra software

### STEP 1/5

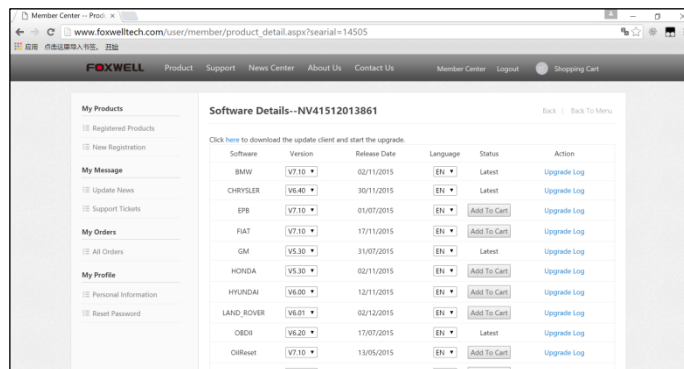
Log in at our website [www.foxwelltech.com](http://www.foxwelltech.com) and go to your **Member Center**, click **Registered Products**.



## Buy extra software

### STEP 2/5

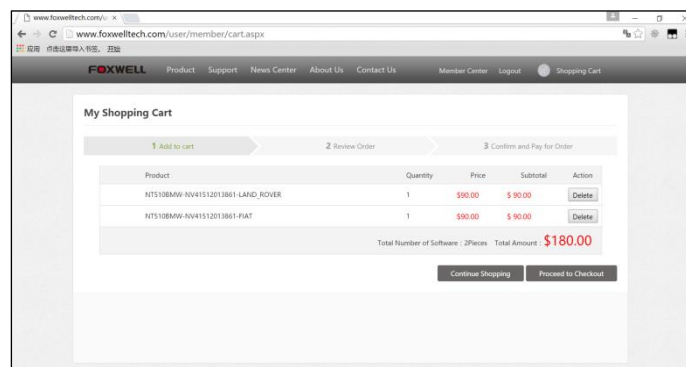
Find the NT510 serial number and click the **Software Details**, you will see all software already installed on this scanner and all software available to buy.



## Buy extra software

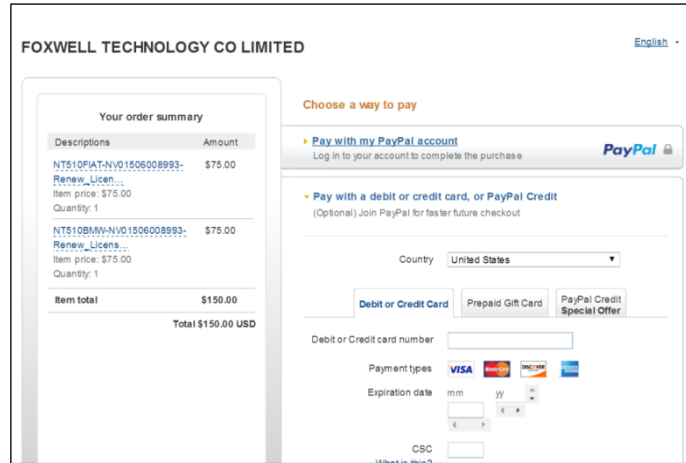
### STEP 3/5

Select the software you need and click **Add To Cart** button. Click the Shopping Cart at the top right of the website to go to the Shopping Cart Page.



**Buy extra software  
STEP 4/5**

You can manage your shopping cart by clicking **Delete** to delete the software that you don't need or click **Continue Shopping** to go back to Member Center page to add software. If you have finished shopping, please click Proceed to Checkout and follow the on-screen guide to go to the payment page.



**Buy extra software  
STEP 5/5**

When the payment is made successfully, the software would be listed in the available updates list of Foxscanner and you are able to update it.

